

Market Umbrella

Assembly Instructions



(1) Umbrella




(1) Pole



(1) Bag

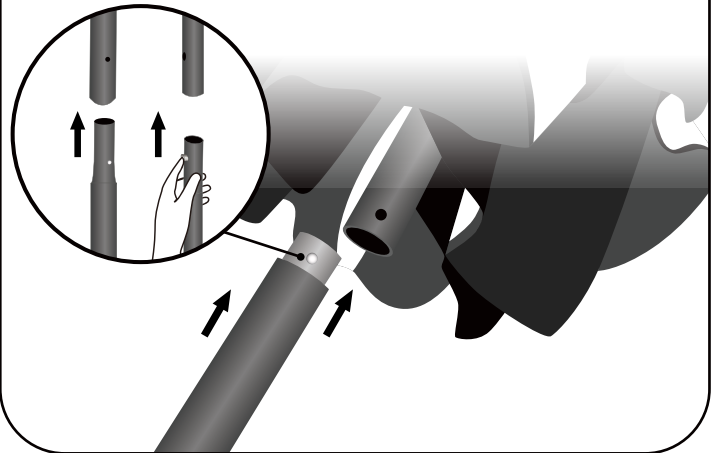
1 Umbrella Removal

Remove umbrella from its box and bag.



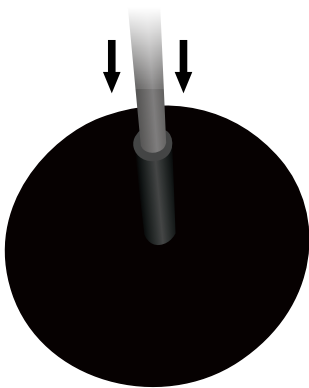
2 Connect the Poles

Connect the lower umbrella pole to the upper by connecting the pinbolt.




3 Insert to the Base

Insert your umbrella into the base or stand.
(sold separately)



4 Untie the Strap

Untie the strap that is holding the umbrella closed.



Market Umbrella

Assembly Instructions

5

Pull Up

Pull up on the bottom of the umbrella until the crank handle is exposed.



6

Raise Umbrella

Crank the handle until the umbrella is full opened.



Disassembly and Storage:

For disassembly, reverse these steps. Make sure umbrella is completely dry and free from debris before disassembly