

Look Our Way

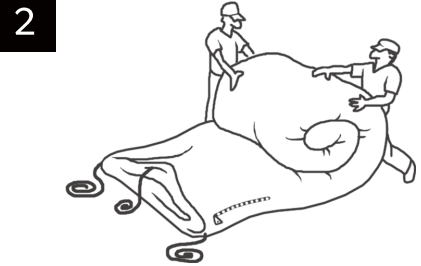
INFLATABLE EAGLE INSTRUCTIONS

Please read each step before you attempt set-up!

INFLATABLE SET UP: Before you begin to set up your inflatable choose a display area free of all obstructions (powerlines, sharp projections, etc.). The display area should be twice as large as the largest dimension of the inflatable.




Unpack the inflatable and place in the center of the display area.



Unroll the inflatable, checking that no folds exist to block the flow of air during inflation.

Untangle all tethers and extend them from the inflatable.


Check the zippers at the base of the inflatable to be sure they are closed



Stack the inflatable on top of itself so that during inflation it will rise vertically.

Connect the fan to the fan tunnel with label facing up. Tighten strap on fan tunnel around the neck of the fan, so that it cannot come off during operation.

At this point everything should be ready for a smooth and easy inflation. If you have any questions, please re-read the instructions before proceeding



Plug the fan unit into a 110 volt outlet that matches the motor's amperage requirement. Use caution when making the electrical connection. (DO NOT STAND IN WATER.)

With someone on each side, guide the inflatable up with the tethers.

Remember, let the air do the work.



When fully inflated, secure all tethers to tie-down stakes placed around the inflatable so that the tethers project at a 45 degree angle.

Store accessories and bag for future use. IF YOU HAVE A PROBLEM WITH THE INFLATABLE THAT THE INSTRUCTIONS DON'T COVER, CALL FOR TROUBLESHOOTING ASSISTANCE

(866) 586-3888

DEFLATION

- Most inflatables can be deflated and properly stored by two people.
- To deflate, unplug the fan unit.
- Open zipper(s) and gently guide the inflatable down on top of itself, taking care not to snag it on the stakes.
- Untie tethers from tie down stakes
- Carefully fold the inflatable into thirds and place in the bag.

WARNING

WARNING: NEVER STORE YOUR INFLATABLE WET FOR OVER 48 HOURS BECAUSE MOLD AND MILDEW WILL FORM CAUSING STAINS AND DISCOLORATION. IF PACKED WET, UNPACK AND LAY OUT FLAT TO DRY FULLY IN THE SUN TO PREVENT DAMAGE. SEE WARRANTY FOR FURTHER INFORMATION.

Remember to gather up all ground stakes and other inflatable accessories to be stored with the inflatable for the next use