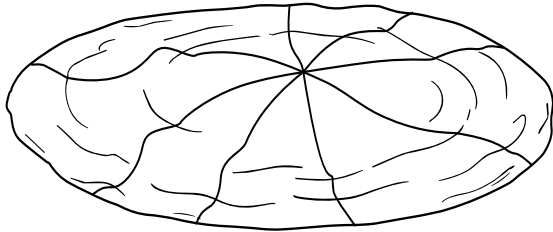


Look Our Way

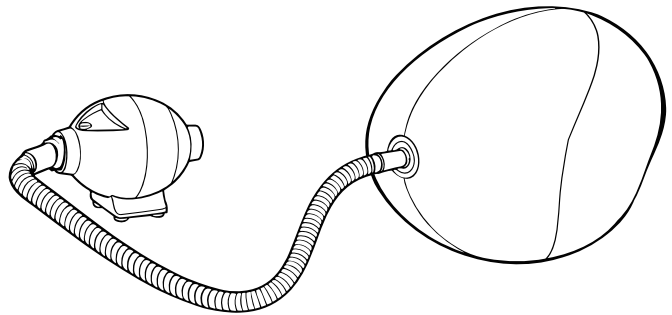
INFLATABLE HANGING SPHERES

1




Lay the inflatable hanging sphere flat on the ground.

2




Connect the Air Pump to the inflatable air inlet. At this point, everything should be ready for smooth and easy inflation.

3



Plug your Air Pump into a 110V outlet. Use caution when making the electrical connection. (DO NOT STAND IN WATER)

4



Once inflated, hang the sphere using the provided ropes attached to the D-rings, ensuring it's secure and balanced.

DEFLATION

- Most inflatables can be deflated and properly stored by two people.
- To deflate, unplug the fan unit.
- Carefully fold the inflatable into thirds and place in the bag.

WARNING

WARNING: NEVER STORE YOUR INFLATABLE WET FOR OVER 48 HOURS BECAUSE MOLD AND MILDEW WILL FORM CAUSING STAINS AND DISCOLORATION. IF PACKED WET, UNPACK AND LAY OUT FLAT TO DRY FULLY IN THE SUN TO PREVENT DAMAGE. SEE WARRANTY FOR FURTHER INFORMATION.

Remember to gather up all ground stakes and other inflatable accessories to be stored with the inflatable for the next use